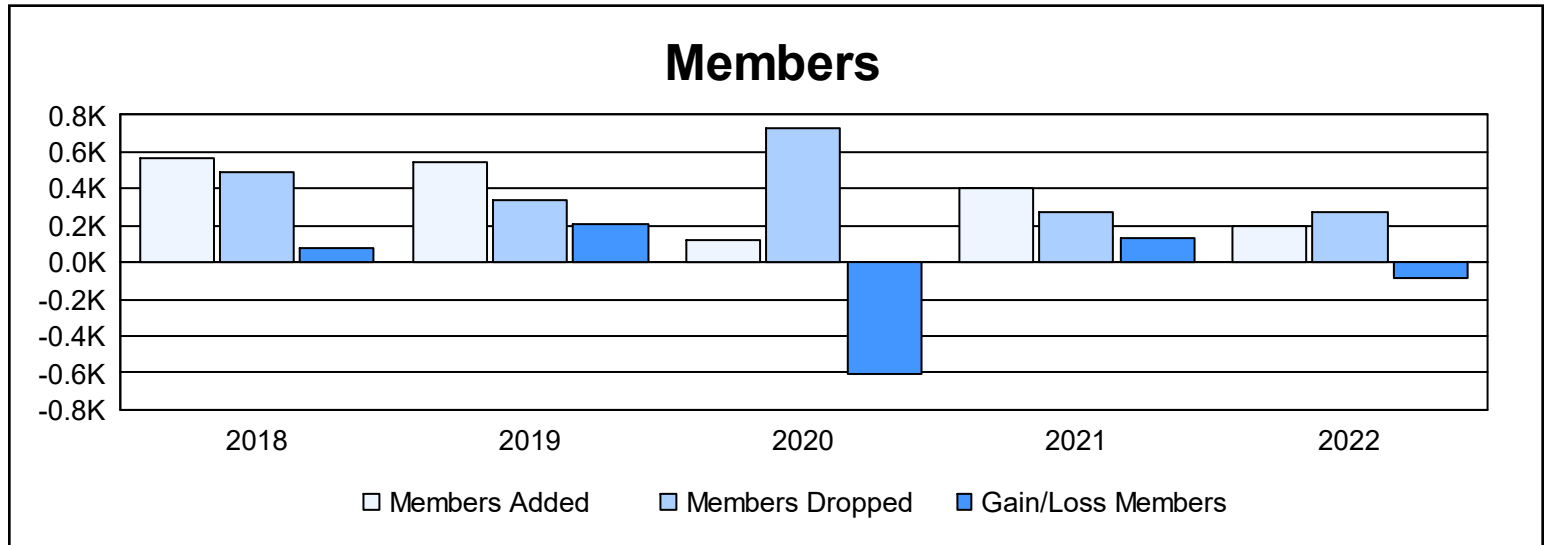
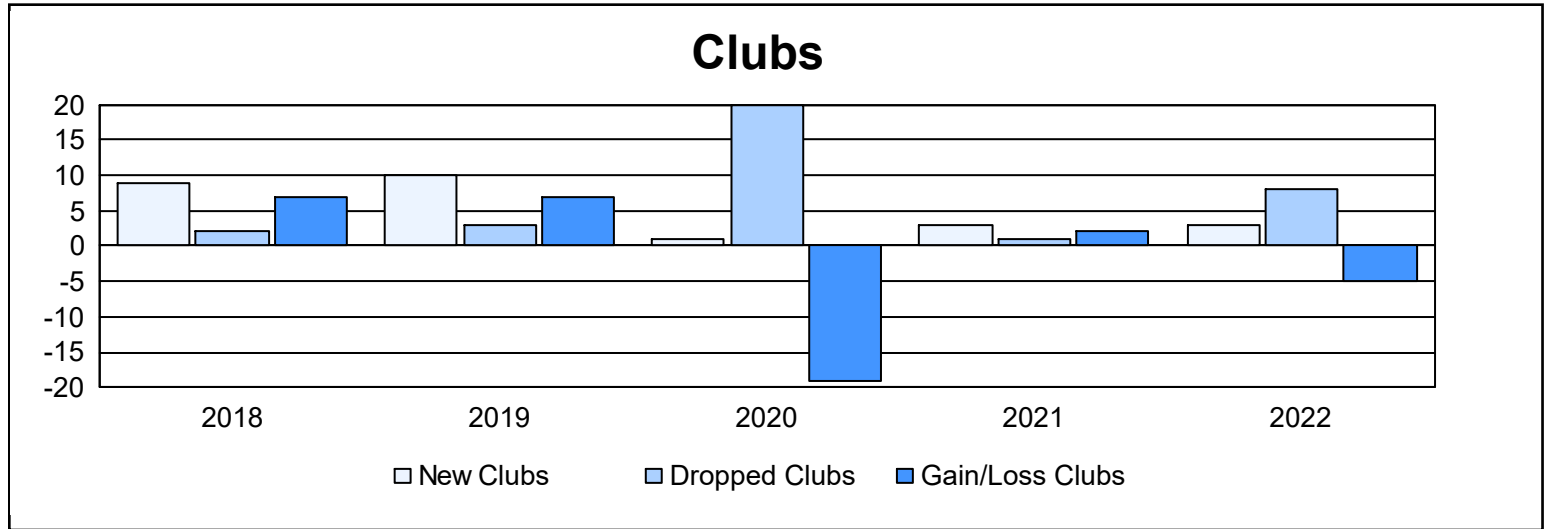
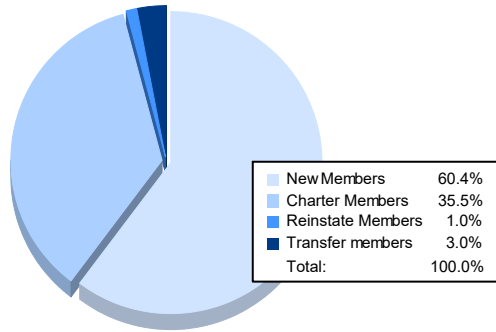


Year	New Clubs	Dropped Clubs	Gain/ Loss Clubs	New Members	Charter Members	Reinstate Members	Transfer Members	Total Member Added	Total Members Dropped	Gain/ Loss Members
2017-2018	9	2	7	235	203	124	7	569	490	79
2018-2019	10	3	7	231	274	34	1	540	336	204
2019-2020	1	20	-19	66	38	11	3	118	727	-609
2020-2021	3	1	2	191	155	52	3	401	269	132
2021-2022	3	8	-5	119	70	2	6	197	277	-80
<b>Average</b>	<b>5</b>	<b>7</b>	<b>-2</b>	<b>168</b>	<b>148</b>	<b>45</b>	<b>4</b>	<b>365</b>	<b>420</b>	<b>-55</b>



### Membership Composition June 2022 Cumulative



### Gender Composition June 2022 Cumulative

